

# Tommy Coffee table

**WAXMAN**  
ir office



The TOMMY coffee table series is characterized by playfulness, lightness and clean design. 18 mm thick top with beveled cant, round profile metal legs. Tables that add a Nordic aroma to any conversion environment that come in three sizes.

Materials

**Table top:** MFC

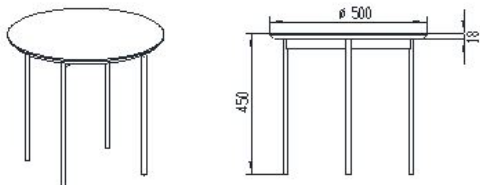
**Base:** Metal laquered

## DIMENSIONS

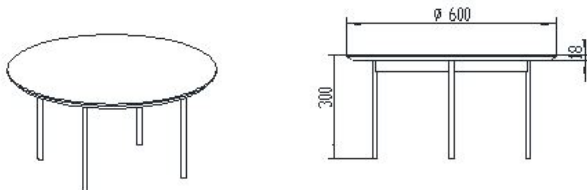
## FINISHES

Finish Combinations

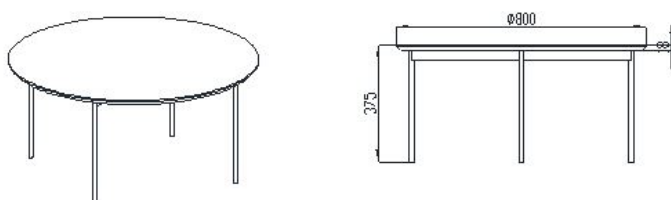
CT-2A



CT-2B



CT-2C



149  
Black



S04  
matt black